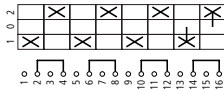





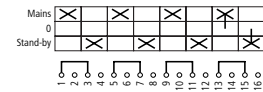






Load current switches, changeover switches

http://catalog.moeller.net

Moeller HPL0211-2007/2008

T0, T3, T5(B), T6, T8 **xCommand**

Contact sequence	Front plate no.	Main conducting paths No. of poles	Max. motor rating AC-23A 400/415 V 50-60 Hz N/O P	Rated uninterrupted current I_u kW	Design	Protection type	Part no. Article no.	Price see price list	Std. pack
Changeover switches									
With black thumb-grip and grey front plate									
With 0 (Off) position									
Group switches, mains transfer switches									
	 FS 953	4	6.5	20	Surface mounting	IP65 	T0-4-8294/I1 207138		1 off
		4	6.5	20	Flush mounting	Front IP65	T0-4-8294/E 010371		
		4	6.5	20	Distribution board mounting	Front IP30	T0-4-8294/IVS 043594		
		4	13	32	Surface mounting	IP65 	T3-4-8294/I2 207193		
		4	13	32	Flush mounting	Front IP65	T3-4-8294/E 002513		
		4	13	32	Rear mounting	Front IP65	T3-4-8294/Z 004886		
		4	22	63	Surface mounting	IP65 	T5B-4-8294/I4 207232		
		4	22	63	Flush mounting	Front IP65	T5B-4-8294/E 092084		
		4	22	63	Rear mounting	Front IP65	T5B-4-8294/Z 092081		
		4	30	100	Surface mounting	IP65 	T5-4-8294/I5 207433		
	 FS 161629	4	13	32	Flush mounting	Front IP65	T3-4-8902/E 215222		
		4	13	32	Flush mounting	Front IP65	T3-4-8902/EZ 215223		
		4	13	32	Flush mounting	IP65 	T3-4-8902/I2 215224		
		4	13	32	Flush mounting	Front IP65	T3-4-8902/Z 215225		
		4	22	63	Flush mounting	Front IP65	T5B-4-8902/E 207430		
		4	22	63	Surface mounting	IP65 	T5B-4-8902/I4 207237		
		4	22	63	Rear mounting	Front IP65	T5B-4-8902/Z 207431		
		4	30	100	Flush mounting	Front IP65	T5-4-8902/E 207418		
		4	30	100	Surface mounting	IP65 	T5-4-8902/I5 207214		
		4	30	100	Rear mounting	Front IP65	T5-4-8902/Z 207419		

Rotary switches, switch-disconnectors

