









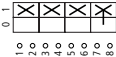


Contact sequence Front plate no.	Main conducting paths	Auxiliary contacts	Max. motor rating	Rated uninterrupted current	Design	Protection type	Part no. Article no.	Price see price list	Std. pack
 FS 908	No. of poles		AC-23A	I_u					
			400/415 V 50-60 Hz	A					
	N/O 	N/O 	N/C 	P kW					

On-Off switches

As Emergency-Stop device

According to IEC/EN60204-1, VDE 113 Part 1 with red thumb grip and yellow front plate

	1	0	0	6.5	20	Flush mounting	Front IP65	T0-1-8200/E-RT 009474	1 off
	1	0	0	6.5	20	Distribution board mounting	Front IP30	T0-1-8200/IVS-RT 081956	
	2	0	0	6.5	20	Surface mounting	IP65 	T0-1-102/11-RT 207062	
	2	0	0	6.5	20	Flush mounting	Front IP65	T0-1-102/E-RT 009046	
	2	0	0	22	32	Flush mounting	Front IP65	T3-1-102/E-RT 016318	
	3	0	0	6.5	20	Surface mounting	IP65 	T0-2-1/11-RT 207082	
	3	0	0	6.5	20	Flush mounting	Front IP65	T0-2-1/E-RT 011082	
	3	0	0	6.5	20	Distribution board mounting	Front IP30	T0-2-1/IVS-RT 084329	
	3	0	0	13	25	Surface mounting	IP65 	P1-25/12-RT 207300	
	3	0	0	13	25	Flush mounting	Front IP65	P1-25/E-RT 002388	
	3	0	0	13	25	Distribution board mounting	Front IP30	P1-25/IVS-RT 013140	
	3	0	0	15	32	Flush mounting	Front IP65	P1-32/E-RT 003197	
	3	0	0	15	32	Distribution board mounting	Front IP30	P1-32/IVS-RT 022632	
	3	0	0	37	63	Flush mounting	Front IP65	P3-63/E-RT 005743	
	3	0	0	37	63	Distribution board mounting	Front IP30	P3-63/IVS-RT 045845	
	3	0	0	50	100	Surface mounting	IP65 	P3-100/15-RT 207382	
	3	0	0	50	100	Flush mounting	Front IP65	P3-100/E-RT 007189	
	3	0	0	50	100	Distribution board mounting	Front IP30	P3-100/IVS-RT 086185	
	3 + N	0	0	6.5	20	Flush mounting	Front IP65	T0-2-8900/E-RT 207399	