


**xCommand** T, P

Moeller HPL0211-2007/2008

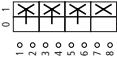






















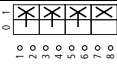



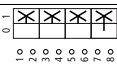



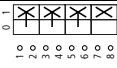




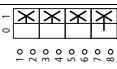





<http://catalog.moeller.net>

Contact sequence Front plate no.	Main conduct- ing paths	Auxiliary contacts	Max. motor rating	Rated uninter- rupted current	Design	Protection type	Part no. Article no.	Price see price list	Std. pack
 FS 908	No. of poles I N/O	I N/O L N / C	AC-23A 400/415 V 50-60 Hz	$I_u$ A					

**Main switches, maintenance switches**

With black rotary handle and locking collar, lockable in the 0 position

Without Emergency-Stop function

	3	1	0	6.5	20	Surface mounting	IP65 	T0-2-15679/I1/SVB-SW 207150	1 off
	3	1	0	6.5	20	Flush mounting	Front IP65	T0-2-15679/EA/SVB-SW 083961	
	3	1	0	6.5	20	Rear mounting	Front IP65	T0-2-15679/V/SVB-SW 088707	
	3	1	0	45	125	Flush mounting	Front IP65	P5-125/EA/SVB-SW/HI10 280912	
	3	1	0	45	125	Rear mounting	Front IP65	P5-125/V/SVB-SW/HI10 280918	
	3	1	0	55	160	Flush mounting	Front IP65	P5-160/EA/SVB-SW/HI10 280926	
	3	1	0	55	160	Rear mounting	Front IP65	P5-160/V/SVB-SW/HI10 280932	
	3	1	0	90	250	Flush mounting	Front IP65	P5-250/EA/SVB-SW/HI10 280940	
	3	1	0	90	250	Rear mounting	Front IP65	P5-250/V/SVB-SW/HI10 280946	
	3	1	0	110	315	Rear mounting	Front IP65	P5-315/V/SVB-SW/HI10 280960	
	3	1	1	13	25	Surface mounting	IP65 	P1-25/I2/SVB-SW/HI11 207295	
	3	1	1	13	25	Surface mounting	IP65 	P1-25/I2H/SVB-SW/HI11 <sup>1)</sup> 227862	
	3	1	1	13	25	Flush mounting	Front IP65	P1-25/EA/SVB-SW/HI11 070194	
	3	1	1	13	25	Rear mounting	Front IP65	P1-25/V/SVB-SW/HI11 098199	
	3	1	1	15	32	Surface mounting	IP65 	P1-32/I2/SVB-SW/HI11 207316	
	3	1	1	15	32	Surface mounting	IP65 	P1-32/I2H/SVB-SW/HI11 <sup>1)</sup> 227873	
	3	1	1	15	32	Flush mounting	Front IP65	P1-32/EA/SVB-SW/HI11 012772	
	3	1	1	15	32	Rear mounting	Front IP65	P1-32/V/SVB-SW/HI11 017518	
	3	1	1	37	63	Surface mounting	IP65 	P3-63/I4/SVB-SW/HI11 207345	
	3	1	1	37	63	Flush mounting	Front IP65	P3-63/EA/SVB-SW/HI11 022264	
	3	1	1	37	63	Rear mounting	Front IP65	P3-63/V/SVB-SW/HI11 027010	
	3	1	1	50	100	Surface mounting	IP65 	P3-100/I5/SVB-SW/HI11 207375	
	3	1	1	50	100	Flush mounting	Front IP65	P3-100/EA/SVB-SW/HI11 031756	
	3	1	1	50	100	Rear mounting	Front IP65	P3-100/V/SVB-SW/HI11 036502	
	3	2	1	6.5	20	Surface mounting	IP65 	T0-3-15683/I1/SVB-SW 207158	
	3	2	1	6.5	20	Flush mounting	Front IP65	T0-3-15683/EA/SVB-SW 015600	
	3	2	1	13	32	Surface mounting	IP65 	T3-3-15683/I2/SVB-SW 207207	
	3	2	1	13	32	Flush mounting	Front IP65	T3-3-15683/EA/SVB-SW 042851	
	3 + N	1	1	6.5	20	Surface mounting	IP65 	T0-3-15680/I1/SVB-SW 207154	
	3 + N	1	1	6.5	20	Flush mounting	Front IP65	T0-3-15680/EA/SVB-SW 041248	
	3 + N	1	1	13	32	Surface mounting	IP65 	T3-3-15680/I2/SVB-SW 207203	

**Notes**

<sup>1)</sup> Enclosures with hard metric knock-outs