







xCommand T, P

Moeller HPL0211-2007/2008






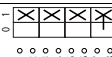

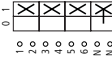





<http://catalog.moeller.net>

Rotary switches, switch-disconnectors

Contact sequence Front plate no.	Main conducting paths	Auxiliary contacts	Max. motor rating	Rated uninterrupted current	Design	Protection type	Part no. Article no.	Price see price list	Std. pack
 FS 908	No. of poles		AC-23A 400/415 V 50-60 Hz						
	 N/O	 N/O	 N/IC	 P kW	 I _u A				

Main switches, maintenance switches

With black rotary handle and locking collar, lockable in the 0 position
Without Emergency-Stop function

	3	0	0	15	32	Surface mounting	IP65 	P1-32/I2/SVB-SW 207315	1 off
	3	0	0	15	32	Surface mounting	IP65 	P1-32/I2H/SVB-SW¹⁾ 227872	
	3	0	0	15	32	Flush mounting	Front IP65	P1-32/EA/SVB-SW 053111	
	3	0	0	15	32	Rear mounting	Front IP65	P1-32/V/SVB-SW 055484	
	3	0	0	37	63	Surface mounting	IP65 	P3-63/I4/SVB-SW 207344	
	3	0	0	37	63	Flush mounting	Front IP65	P3-63/EA/SVB-SW 057857	
	3	0	0	37	63	Rear mounting	Front IP65	P3-63/V/SVB-SW 060230	
	3	0	0	50	100	Surface mounting	IP65 	P3-100/I5/SVB-SW 207374	
	3	0	0	50	100	Flush mounting	Front IP65	P3-100/EA/SVB-SW 062603	
	3	0	0	50	100	Rear mounting	Front IP65	P3-100/V/SVB-SW 064976	
	3	0	0	45	125	Flush mounting	Front IP65	P5-125/EA/SVB-SW 280911	
	3	0	0	45	125	Rear mounting	Front IP65	P5-125/V/SVB-SW 280917	
	3	0	0	55	160	Flush mounting	Front IP65	P5-160/EA/SVB-SW 280925	
	3	0	0	55	160	Rear mounting	Front IP65	P5-160/V/SVB-SW 280931	
	3	0	0	90	250	Flush mounting	Front IP65	P5-250/EA/SVB-SW 280939	
	3	0	0	90	250	Rear mounting	Front IP65	P5-250/V/SVB-SW 280945	
	3	0	0	110	315	Flush mounting	Front IP65	P5-315/EA/SVB-SW 280953	
	3 + N	0	0	6.5	20	Surface mounting	IP65 	T0-2-8900/I1/SVB-SW 207152	
	3 + N	0	0	6.5	20	Flush mounting	Front IP65	T0-2-8900/EA/SVB-SW 207401	
	3 + N	0	0	6.5	20	Rear mounting	Front IP65	T0-2-8900/V/SVB-SW 207406	
	3 + N	0	0	13	25	Surface mounting	IP65 	P1-25/I2/SVB-SW/N 207296	
	3 + N	0	0	13	25	Surface mounting	IP65 	P1-25/I2H/SVB-SW/N¹⁾ 227863	
	3 + N	0	0	13	25	Flush mounting	Front IP65	P1-25/EA/SVB-SW/N 083960	
	3 + N	0	0	13	25	Rear mounting	Front IP65	P1-25/V/SVB-SW/N 088706	
	3 + N	0	0	15	32	Surface mounting	IP65 	P1-32/I2/SVB-SW/N 207317	
	3 + N	0	0	15	32	Surface mounting	IP65 	P1-32/I2H/SVB-SW/N¹⁾ 227874	
	3 + N	0	0	15	32	Flush mounting	Front IP65	P1-32/EA/SVB-SW/N 093452	
	3 + N	0	0	15	32	Rear mounting	Front IP65	P1-32/V/SVB-SW/N 098198	
	3 + N	0	0	37	63	Surface mounting	IP65 	P3-63/I4/SVB-SW/N 207346	
	3 + N	0	0	37	63	Flush mounting	Front IP65	P3-63/EA/SVB-SW/N 012771	
	3 + N	0	0	37	63	Rear mounting	Front IP65	P3-63/V/SVB-SW/N 017517	

Notes ¹⁾ Enclosures with hard metric knock-outs