





NZM Accessory Order Guide

(Use with publication NZM-CAT-0806)





terminals
rotary handles
undervoltage trips



- > Handle and circuit breaker can be locked in OFF position
- > Circuit breaker can be locked in OFF position at switch after door is open
- > With door interlock; can be defeated by a qualified person with the use of a tool
- > Handle cannot be defeated in the locked OFF position
- > Door is opened with rotation of handle beyond the OFF position
- > External warning plate/designation label can be clipped on




Rotary handles for North American applications, door mounted ①②

1 Select Frame Size		2 Determine Mounting Depth		3 Choose Handle		4 You Will Also Need...
Breaker / Switch	Mounting Type	Enclosure Mounting Depth	Standard Handle	Emergency-stop	Extension Shaft	
		mm	Catalog Number	Catalog Number	Catalog Number	
125A  NZM1 / NS1	Standard	210 – 400	NZM1-XTVDV-NA	NZM1-XTVDVR-NA	NZM1/2-XV4	
		400 – 600			NZM1/2-XV6	
	Mid-length	167 – 210	NZM1-XTVDV-60-NA	NZM1-XTVDVR-60-NA	NZM1/2-XV4	
Shallow	128 – 167	NZM1-XTVDV-0-NA	NZM1-XTVDVR-0-NA	<i>(shaft included)</i>		
250A  NZM2 / NS2	Standard	245 – 400	NZM2-XTVDV-NA	NZM2-XTVDVR-NA	NZM1/2-XV4	
		400 – 600			NZM1/2-XV6	
	Mid-length	205 – 249	NZM2-XTVDV-60-NA	NZM2-XTVDVR-60-NA	NZM1/2-XV4	
Shallow	172 – 205	NZM2-XTVDV-0-NA	NZM2-XTVDVR-0-NA	<i>(shaft included)</i>		
600A  NZM3 / NS3	Standard	270 – 400	NZM3-XTVDV-NA	NZM3-XTVDVR-NA	NZM3/4-XV4	
		400 – 600			NZM3/4-XV6	
	Mid-length	235 – 277	NZM3-XTVDV-60-NA	NZM3-XTVDVR-60-NA	NZM3/4-XV4	
Shallow	199.5 – 235	NZM3-XTVDV-0-NA	NZM3-XTVDVR-0-NA	<i>(shaft included)</i>		
1200A  NZM4 / NS4	Standard	300 – 400	NZM4-XTVDV-NA	NZM4-XTVDVR-NA	NZM3/4-XV4	
		400 – 600			NZM3/4-XV6	
	Mid-length	270 – 312	NZM4-XTVDV-60-NA	NZM4-XTVDVR-60-NA	NZM3/4-XV4	
Shallow	234.5 – 270	NZM4-XTVDV-0-NA	NZM4-XTVDVR-0-NA	<i>(shaft included)</i>		

① For IEC applications, see catalog pages 50, 51 and 54.
 ② Other handle options are available - see catalog pages 56-59.

- > Safety feature: When undervoltage trip is not powered, the main contacts cannot be made to touch by inadvertent toggle or handle operation
- > Device will trip instantly when power to undervoltage trip drops below 35 – 70% of the control voltage
- > Available with or without built-in early-make auxiliary contacts


















Undervoltage trips with screw terminals ①②③

1	2		3	
Select Frame Size	Determine Control Voltage		Choose Undervoltage Trip	
 <p>NZM1 / NS1</p>	AC (50/60 HZ)	DC	Typical For Emergency-stop Applications with use of an Emergency-stop button <i>(without auxiliary contacts)</i>	Typical For Interlocking and Load Shedding <i>(includes two early-make auxiliary contacts)</i>
			Catalog Number	Catalog Number
	24 V	–	NZM1-XU24AC	NZM1-XUHIV24AC
	110 V – 130 V	–	NZM1-XU110-130AC	NZM1-XUHIV110-130AC
	208 V – 240 V	–	NZM1-XU208-240AC	NZM1-XUHIV208-240AC
	308 V – 440 V	–	NZM1-XU380-440AC	NZM1-XUHIV380-440AC
	480 V – 525 V	–	NZM1-XU480-525AC	–
	–	12 V	NZM1-XU12DC	–
	–	24 V	NZM1-XU24DC	NZM1-XUHIV24DC
	–	110 V – 130 V	NZM1-XU110-130DC	–
–	220 V – 250 V	NZM1-XU220-250DC	–	
 <p>NZM2 / NS2 or NZM3 / NS3</p>	AC (50/60 HZ)	DC	Typical For Emergency-stop Applications with use of an Emergency-stop button <i>(without auxiliary contacts)</i>	Typical For Interlocking and Load Shedding <i>(includes two early-make auxiliary contacts)</i>
			Catalog Number	Catalog Number
	24 V	–	NZM2/3-XU24AC	NZM2/3-XUHIV24AC
	110 V – 130 V	–	NZM2/3-XU110-130AC	NZM2/3-XUHIV110-130AC
	208 V – 240 V	–	NZM2/3-XU208-240AC	NZM2/3-XUHIV208-240AC
	308 V – 440 V	–	NZM2/3-XU380-440AC	NZM2/3-XUHIV380-440AC
	480 V – 525 V	–	NZM2/3-XU480-525AC	–
	–	12 V	NZM2/3-XU12DC	–
	–	24 V	NZM2/3-XU24DC	NZM2/3-XUHIV24DC
	–	110 V – 130 V	NZM2/3-XU110-130DC	–
–	220 V – 250 V	NZM2/3-XU220-250DC	–	
 <p>NZM4 / NS4</p>	AC (50/60 HZ)	DC	Typical For Emergency-stop Applications with use of an Emergency-stop button <i>(without auxiliary contacts)</i>	Typical For Interlocking and Load Shedding <i>(includes two early-make auxiliary contacts)</i>
			Catalog Number	Catalog Number
	24 V	–	NZM4-XU24AC	NZM4-XUHIV24AC
	110 V – 130 V	–	NZM4-XU110-130AC	NZM4-XUHIV110-130AC
	208 V – 240 V	–	NZM4-XU208-240AC	NZM4-XUHIV208-240AC
	308 V – 440 V	–	NZM4-XU380-440AC	NZM4-XUHIV380-440AC
	480 V – 525 V	–	NZM4-XU480-525AC	–
	–	12 V	NZM4-XU12DC	–
	–	24 V	NZM4-XU24DC	NZM4-XUHIV24DC
	–	110 V – 130 V	NZM4-XU110-130DC	–
–	220 V – 250 V	NZM4-XU220-250DC	–	

- ① 3 m cable connections also available - see pages 30, 34, 35 and 36.
- ② Standard and trip alarm auxiliary contacts are also available - see pages 22 and 24.
- ③ Shunt Trips are also available - see pages 38-49.

Terminal selection guide for North American applications ①

1 Select Frame Size	2 Choose Terminal				3 Terminal Selection
Breaker / Switch	Terminal Type <i>(shading indicates supplied terminal)</i>	UL/CSA Conductor Type	Terminal Capacity		Catalog Number
			Number of conductors	AWG/MCM	
125A  NZM1 / NS1	 Box Terminal	Cu Only	1	12 – 2/0	NZM1-XKC
	 Screw Connection for Crimp Lug	Cu Only	1	12 – 2/0	NZM1-XKS
	 Tunnel Terminal	Cu Only	1	6 – 3/0	NZM1-XKA
250A  NZM2 / NS2	 Box Terminal	Cu Only	1	12 – 350	NZM2-160-XKC ② NZM2-250-XKC ②
	 Screw Connection for Crimp Lug	Cu Only	1	12 – 350	NZM2-XKS
	 Tunnel Terminal	Cu Only	1	6 – 350	NZM2-XKA
600A  NZM3 / NS3	 Box Terminal	Cu Only	1	1/0 – 500	NZM3-XKC
	 Bolt-on Connection	Cu Bus	–	–	NZM3-XKS
	 Tunnel Terminal	Cu Only	1 2	1/0 – 500 1/0 – 500	NZM3-XKA2
1200A  NZM4 / NS4	 Bolt-on Connection	Cu Bus	– –	– –	–
	 Tunnel Terminal ③	Cu Only	1 4	1/0 – 500 1/0 – 500	NZM4-XKA

- ① IEC rated terminals for IEC rated circuit breakers are also available - refer to catalog.
- ② For circuit breakers up to 160 A, use NZM2-160-XKC; for circuit breakers over 160 A, use NZM-250-XKC.
- ③ The maximum rating is 1100A for cable connection with tunnel terminal.

USA Corporate Headquarters

4140 World Houston Parkway, N^o 100
Houston, Texas USA 77032
Tel 713.933.0999
Fax 832.613.6255

Canadian Corporate Headquarters

7275 Rapistan Court
Mississauga, Ontario CANADA L5N 5Z4
Tel 905.542.2323
Fax 905.542.2321