Montageanweisung
Installation Instructions
Notice d'installation
Istruzioni per il montaggio

Instrucciones de montaje
Инструкция по монтажу
安装说明

DE51-NET-CAN



Lebensgefahr durch elektrischen Strom!
Nur Elektrofachkräfte und elektrotechnisch unterwiesene Personen dürfen die im Folgenden beschriebenen Arbeiten ausführen.

Electric current! Danger to life!
Only skilled or instructed persons may carry out the following operations.

Tension électrique dangereuse !
Seules les personnes qualifiées et averties doivent exécuter les travaux ci-après.

Tensione elettrica: Pericolo di morte!
Solo persone abilitate e qualificate possono eseguire le operazioni di seguito riportate.

¡Corriente eléctrica! ¡Peligro de muerte!
El trabajo a continuación descrito debe ser realizado por personas cualificadas y advertidas.

Электрический ток! Опасно для жизни!
Только специалисты или проинструктированные лица могут выполнять следующие операции.

触电危险！
只允许专业人员和受过专业训练的人员进行下列工作。

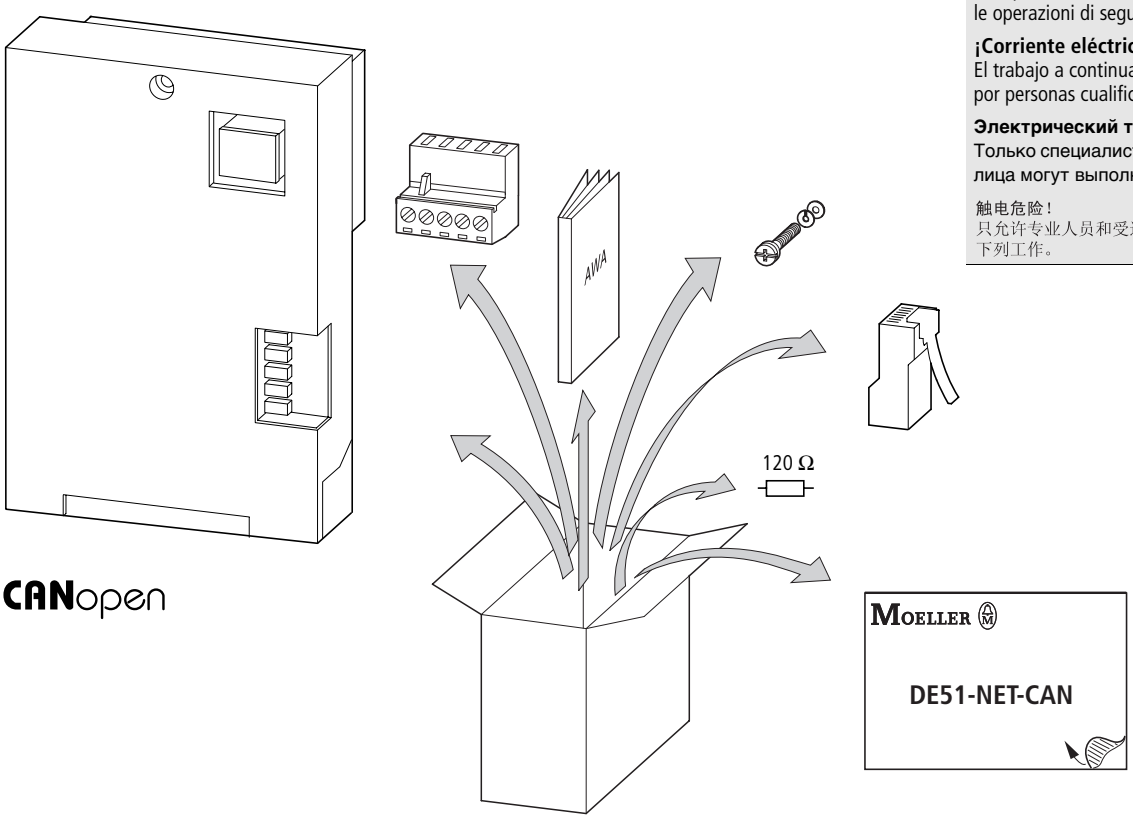

Technische Daten – Technical Data – Caractéristiques techniques – Dati tecnici – Características técnicas – Технические данные – 技术数据

Kommunikationsprofil – Communication profile – Profilé communication – Profilo comunicazione – Perfil comunicación – Профиль связи – 通讯规则	DS-301 V4.01
Geräteprofil – Device profile – Profilé appareil – Profilo apparecchio – Perfil aparato – Приборный профиль – 设备规则	DS-402 V2.0
Busadressen – Bus addresses – Adressages bus – Indirizzi bus – Direcciones bus – Шинные адреса – 总线地址	1 – 127
max. Gesamtausdehnung – max. total expansion – Extension total max. – Espansione totale max. – Expansión total máx. – Макс. полное расширение – 最大总膨胀	5000 m (10 kBit/s) – 25 m (1 MBit/s)
Übertragungsmedium – Transmission medium – Support de transmission – Tipo di trasmissione – Medio de transmisión – Среда передачи – 传输媒介	geschirmte verdrillte Zweidrahtleitung screened twisted two-wire cable paire des câbles torsadée blindé cavo bipolare a trefoli schermato cable de 2 conductores trenzado apantallado Экранированная витая двухжильная проволочная линия 屏蔽双绞线
Übertragungsraten – Transfer rates – Vitesse de transmission – Velocità di trasmissione – Velocidad de transmisión – Скорости передач – 传输速率	10 kBit/s – 1 MBit/s
Anzahl SDO's – Number SDO's – Numéros SDO's – Numeri SDO's – Números SDO's – Число SDO's – 数量 SDO's	1 Server, 0 Client
Anzahl PDO's – Number PDO's – Numéros PDO's – Numeri PDO's – Números PDO's – Число PDO's – 数量 PDO's	4 Rx 4 Tx
PDO Mapping	variabel – variable – variabile – variable – Переменная – 可变

For Moeller Electric Sales and Support call KMparts.com (866) 595-9616

Abmessungen – Dimensions – Dimensioni – Dimensiones – Размеры – 尺寸 [mm]

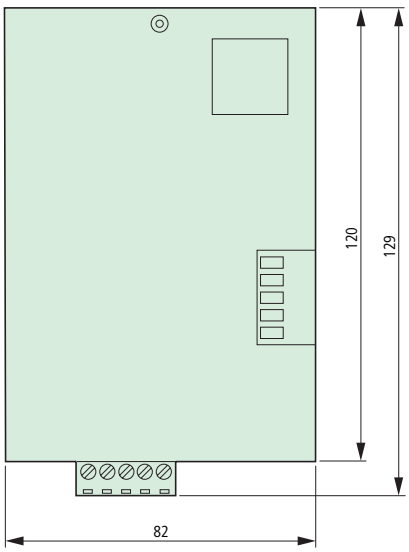



Montage – Mounting – Montaggio – Montaje – Монтаж – 安装

Achtung!
Baugruppe nur im spannungsfreien Zustand und ohne Gewaltanwendung stecken oder ziehen. DE51-NET-CAN ist für die Frequenzumrichter der Reihe DV51 und DF51.

Attention!
Only fit or remove the module if it is de-energized and without force. DE51-NET-CAN for the series DV51 and DF51 of frequency converter.

Attention !
Enfichage et retrait du module uniquement hors tension et sans forcer. DE51-NET-CAN pour les convertisseurs de fréquence du gamme DV51 et DF51.

Attenzione!
Inserire o estrarre la scheda soltanto in assenza di tensione e senza forzare. DE51-NET-CAN per convertitori di frequenza di serie DV51 e DF51.

¡Atención!
Enchufar o desenchufar el grupo de forma no violenta y sólo cuando se encuentre libre de tensión. DE51-NET-CAN para los convertidores de frecuencia de la serie DV51 y DF51.

Внимание!
Узел вставлять или вынимать только при отсутствии напряжения и без применения силы. DE51-NET-CAN для преобразователя частоты ряда DV51 и DF51.

注意！
只能在断电时插拔组件，且不能用强力 DE51-NET-CAN 用于 DV51 和 DF51 系列的变频器。

04/06 AWA8240-2282

1

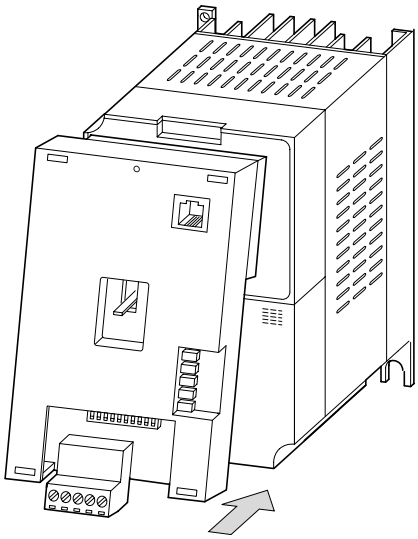

2

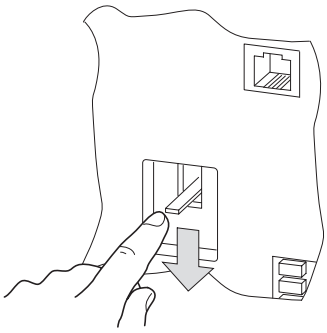

For Moeller Electric Sales and Support call KMparts.com (866) 595-9616

3

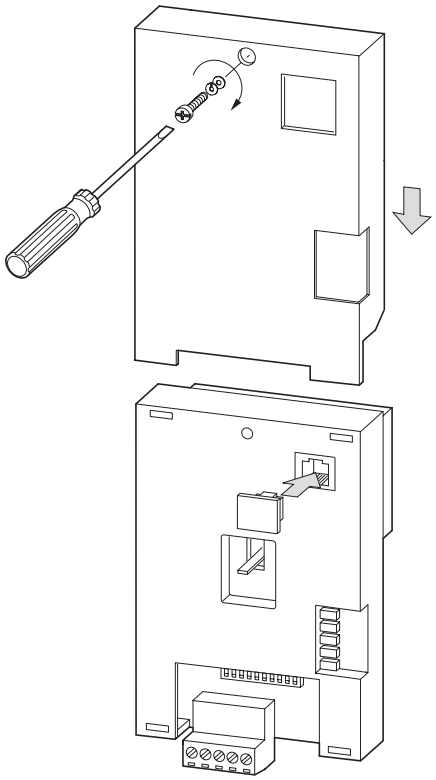

4

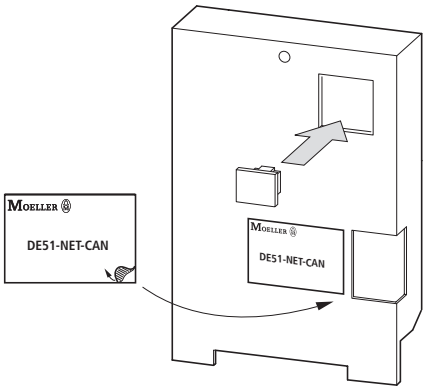

Baugruppe entfernen – Remove module – Retirer module – Rimuovere il modulo – Quitar módulo – Удалить узел – 拆下组件

1

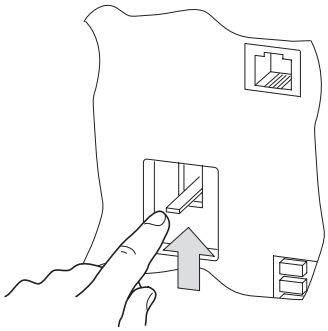

2

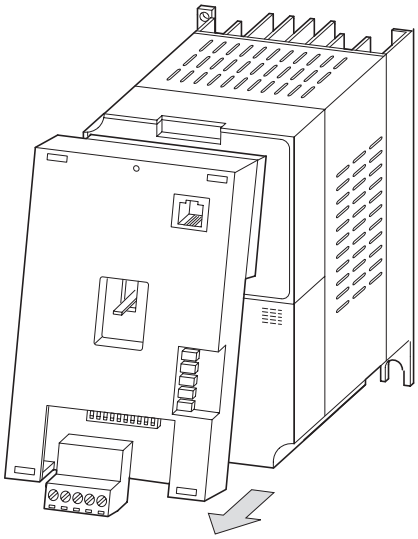

04/06 AWA8240-2282

For Moeller Electric Sales and Support call KMparts.com (866) 595-9616

CANopen

Mikroschalter – Microswitch – Microrupteur – Microinterruttore – Microinterruptor – Микропереключатель – 微动开关

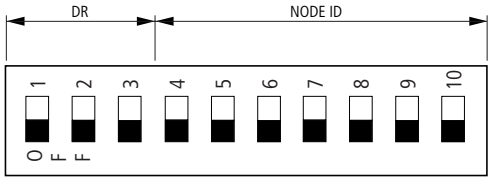

Baudrate – Baud rate – Vitesse de transmission – Velocità di trasmissione in baud – Velocidad de transmisión – Скорость передачи данных в бодах – 通讯波特率

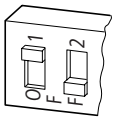

ON = 1 = H

OFF = 0 = L

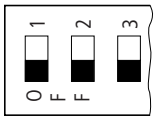

10 kbps

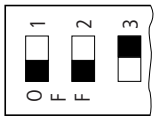

25 kbps

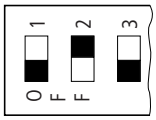

50 kbps

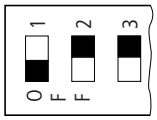

125 kbps

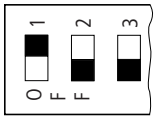

250 kbps

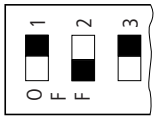

500 kbps

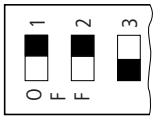

800 kbps

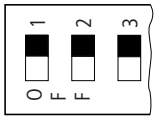

1000 kbps

CANopen Node

Adressierung – Addressing – Adressage – Indirizzamento – Direccionamiento – Адресация – 地址分配



→ NODE ID = 0

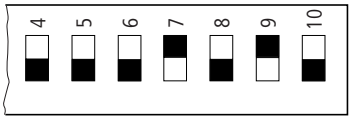

→ NODE ID = 0 + 0 + 0 + 1 × 2^3 + 0 + 1 × 2^1 + 0
NODE ID = 8 + 2
NODE ID = 10

NODE ID = NA64 × 2^6 + NA32 × 2^5 + NA16 × 2^4 + NA08 × 2^3 + NA04 × 2^2 + NA02 × 2^1 + NA01 × 2^0

Anschlüsse – Connections – Raccordements – Collegamenti – Conexiones – подсоединения – 接头

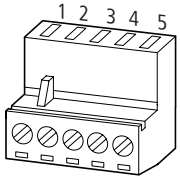

1	NC	No connect
2	CAN-L	CAN L bus line
3	DRAIN	Optional CAN shield
4	CAN-H	CAN H bus line
5	NC	No connect

mm²	AWG	mm	mm	Nm	ft-lbs
0.2 – 2.5	24 – 12	6	0.6 × 3.5	0.5 – 0.6	0.36

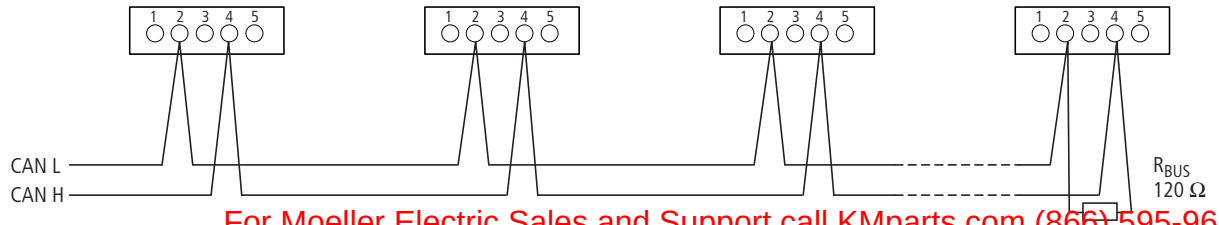

For Moeller Electric Sales and Support call KMparts.com (866) 595-9616

04/06 AWA8240-2282

DF51 + DEX-NET-CAN + DEX-MNT-NET

Mikroschalter – Microswitch – Microrupteur – Microinterruttore – Microinterruptor – Микропереключатель – 微动开关

1

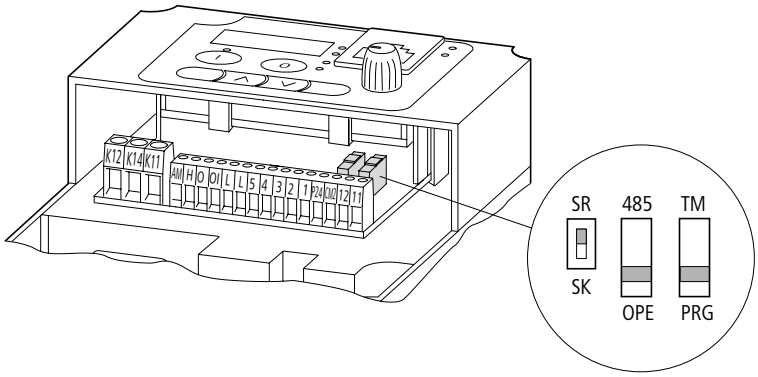

Montage – Mounting – Montaggio – Montaje – Монтаж – 安装

Einbaulage – Mounting position – Position de montage – Posizione di montaggio – Posición de montaje – Положение установки – 安装位置

2

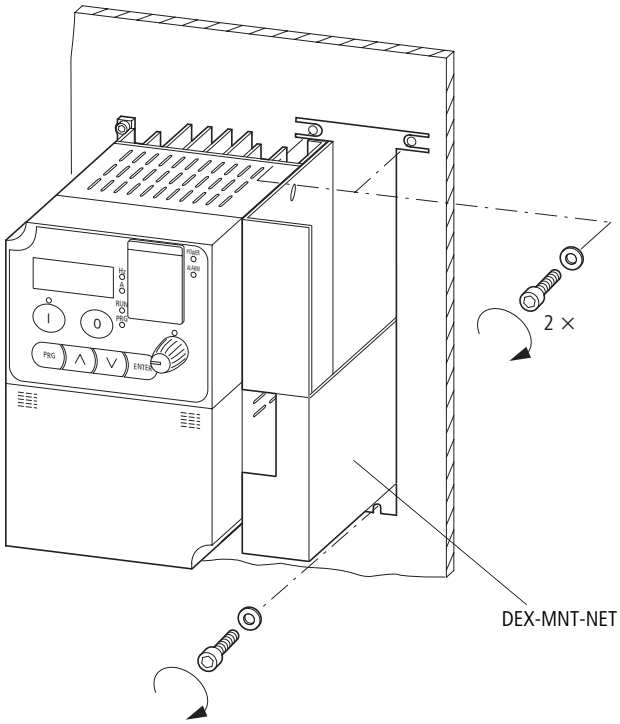

3

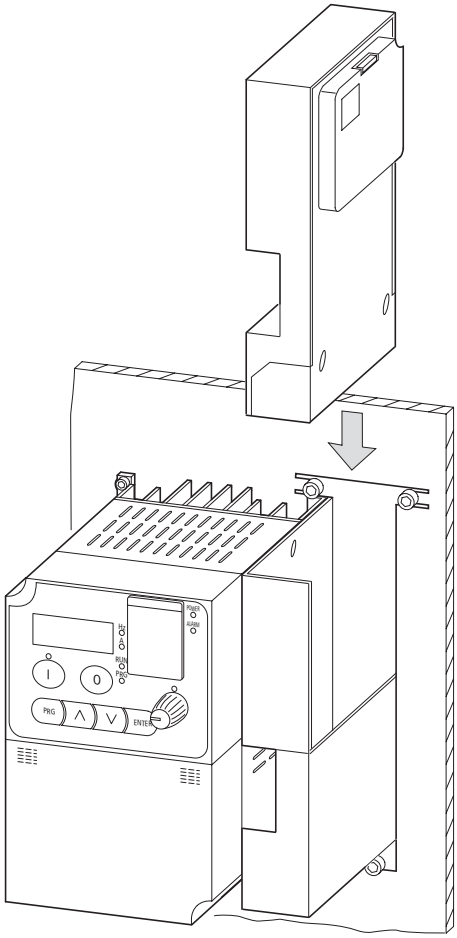

4

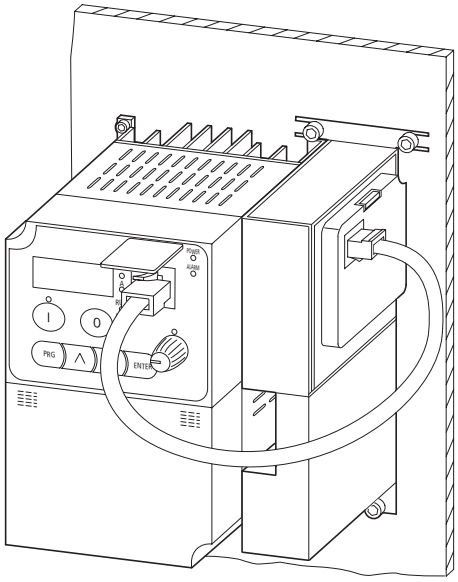

04/06 AWA8240-2282

For Moeller Electric Sales and Support call KMparts.com (866) 595-9616

DV51 + DEX-NET-CAN

Mikroschalter – Microswitch – Microrupteur – Microinterruttore – Microinterruptor – Микропереключатель – 微动开关

1

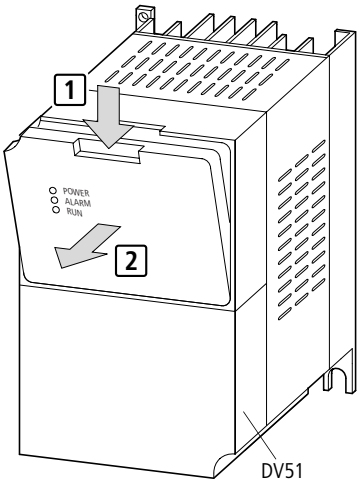

2

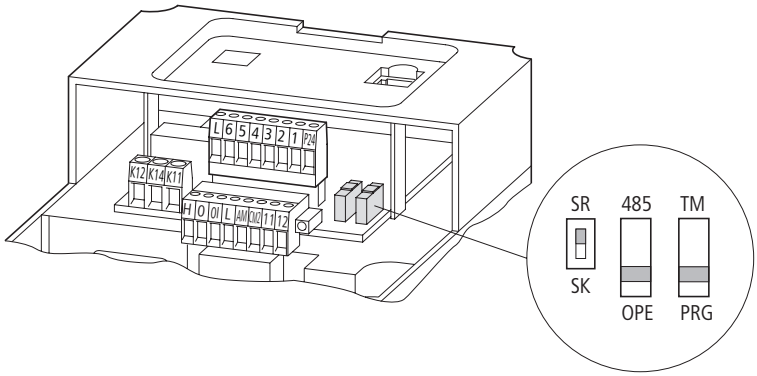

Anschluss Leistungsteil – Connection of power section – Raccordement de la partie puissance – Collegamento stadio di potenza – Conexión de etapa de potencia – Присоединение Силовая часть схемы – 动力部分接头

3

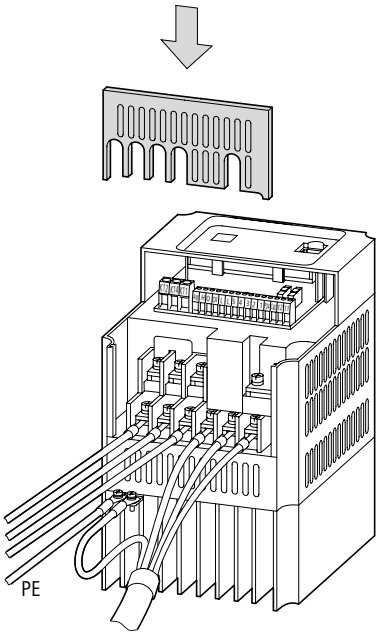

4

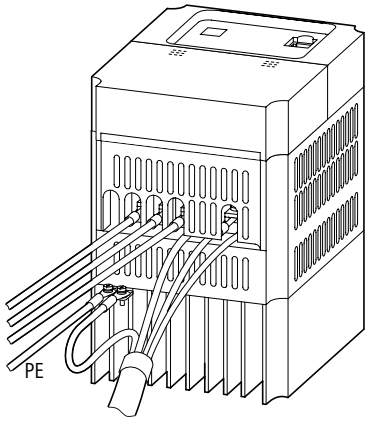

Montage – Mounting – Montaggio – Montaje – Монтаж – 安装

5

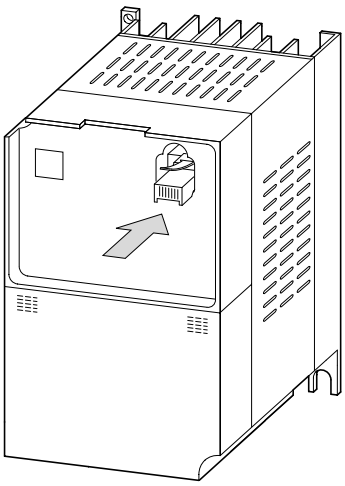

6

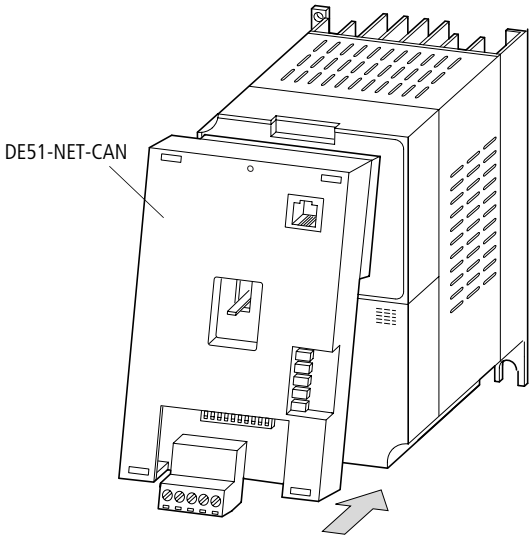

04/06 AWA8240-2282

For Moeller Electric Sales and Support call KMparts.com (866) 595-9616

Option – optional – opzione – opción – вариант – 选装

DEV51-MNT-K60

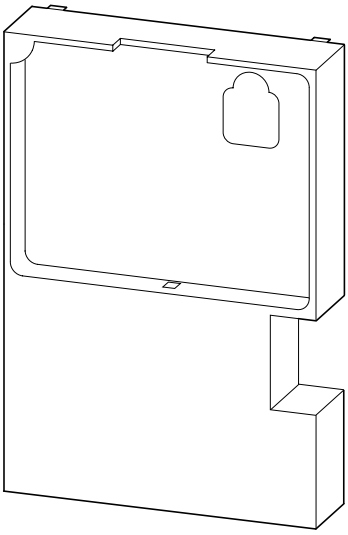

Montage – Mounting – Montaggio – Montaje – Монтаж – 安装

04/06 AWA8240-2282

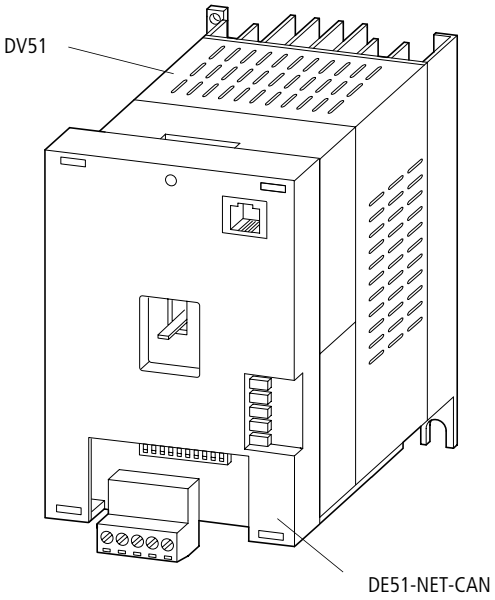

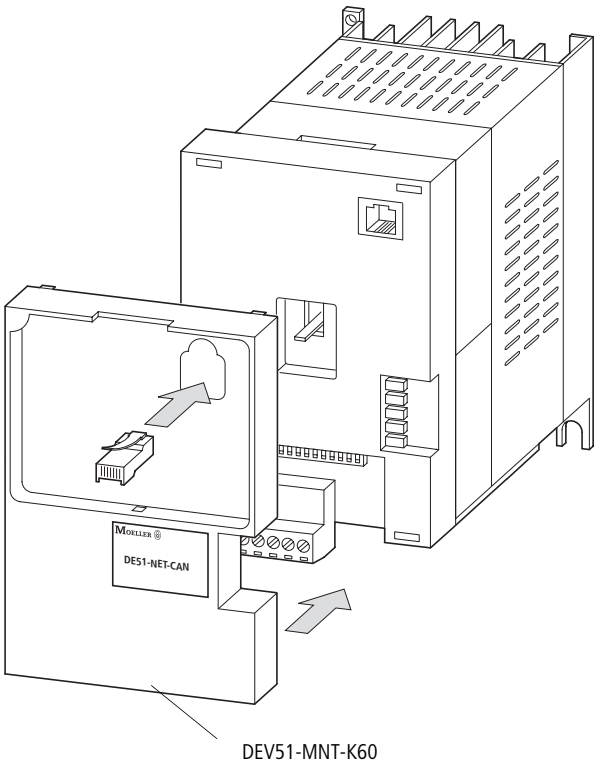

For Moeller Electric Sales and Support call KMparts.com (866) 595-9616

Bedieneinheit anschließen
Connect operating unit
Raccorder la console de paramétrage
Collegare l'unità di comando
Conectar unidad de mando
Подключить блок управления
连接操作单元

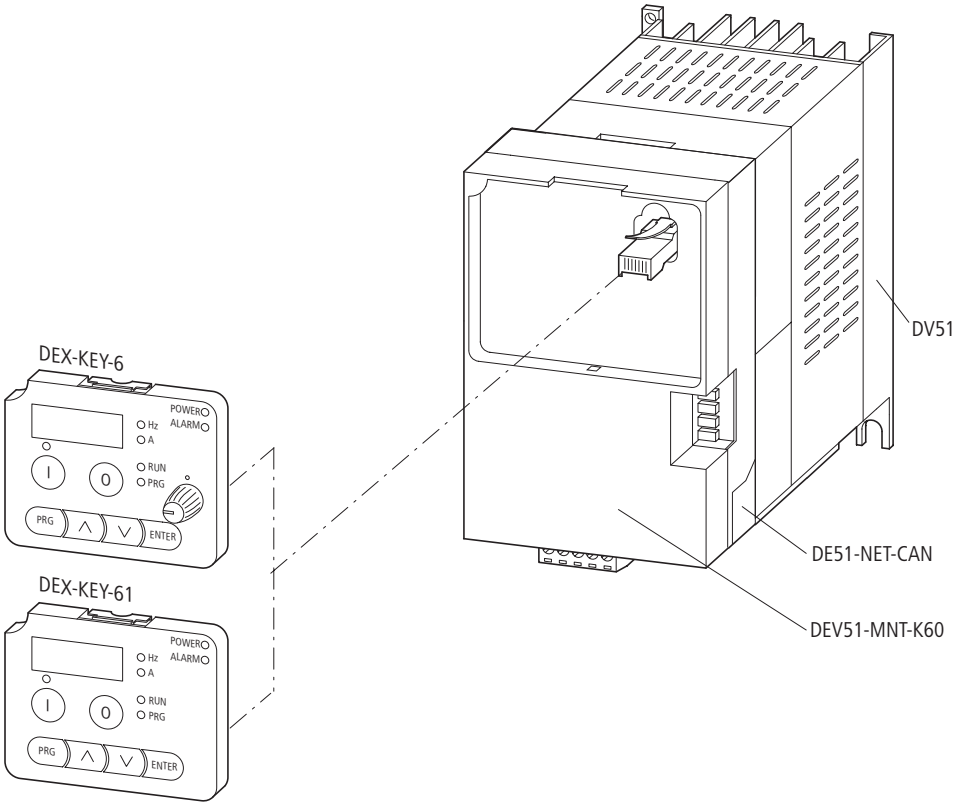

04/06 AWA8240-2282

© 2006 by Moeller GmbH
For Moeller Electric Sales and Support call KMparts.com (866) 595-9616