

# Industrial Control—A Complete Product Offering



- Adjustable Frequency Drives, Enclosed**
- HVAC Drives, 3/4 to 800 hp
  - Industrial and Clean Power Drives, 1 to 1200 hp



- Adjustable Frequency Drives, Panel**
- Machinery Drives, 1/4 to 25 hp
  - HVAC Drives, 1 to 250 hp
  - Industrial Drives, 1 to 2000 hp
  - High-Performance Drives, 1 to 3000 hp



- Aftermarket**
- Genuine Motor Control Parts
  - Drives and Operator Interface Service and Support
  - Technology Upgrades




- Capacitive Proximity Sensors**
- Tubular—Smooth or Threaded



- Combination Motor Controllers**
- UL® 508 Type F
  - Non-Reversing and Reversing
  - Rotary Type to 65A



- Combination Starters**
- IEC and NEMA®
  - Circuit Breaker or Fusible
  - UL 508 Type F Combination Motor Controllers



- Connectivity**
- Micro, Nano/Pico and Mini Connector Cables
  - Multi-Connector Junction Boxes
  - Field Wireable Accessories



- Contactors—IEC**
- Miniature Controls to 8.8A (AC3)
  - FVNR to 1600A (AC3)
  - FVR to 150A (AC3)




- Contactors—NEMA**
- FVNR and FVR to Size 8 (900 hp)
  - 4- and 5-Pole to Size 2 (25 hp)



- Control Stations**
- General Purpose and Heavy Duty
  - Fixed Element or Modular
  - 22.5 mm and 30.5 mm Devices



- Counters**
- Can Counters
  - Preset Counters
  - Stroke or Revolution Counters



- Current Sensors**
- Self Powered
  - Analog and Discrete Outputs
  - Solid or Split Core Housings



- DC Contactors**
- DP Rated 1250 to 3000A (1000 to 2000 Vdc)
  - NEMA Rated 5 to 1800A (600 Vdc)



- Definite Purpose Control**
- 1-, 2-, and 4-Pole to 40A; 3-Pole to 360A
  - Reversing Contactors to 75A
  - Starters to 60A—Bimetallic and Electronic Overloads
  - NEMA Type 1 Enclosed



- Digital Panel Meters**



- Electronic Products**
- Electronic Interface to Vehicle's Communication Network
  - Customizable Laser-Etched Legends and Icons
  - Standard Cutout with Low Rear Profile and Less Wiring




- Encoders**




- Enclosed Control**
- Non-Combination Starters
  - Combination Starters
  - Manual Motor Starters
  - Reduced Voltage Soft Starters
  - Adjustable Frequency Drives
  - Lighting Controls



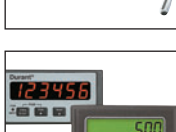
- Enclosures, Control Stations**
- 1 to 9 Holes for 22.5 mm
  - 1 to 3 Holes for 30.5 mm
  - Polycarbonate, Die Cast, Stainless Steel and Polyester Types



- E-Stop Switches**
- 22.5 mm and 30.5 mm Devices
  - Push-Pull, Keyed, Illuminated and Non-Illuminated
  - Twist-to-Release



- Fiber Optic Cables**
- Glass or Plastic



- Flow Totalizers and Control**



- Fuse Holders and Fuse Blocks**



- Hour Meters**



- Inductive Proximity Sensors**
- Tubular, Rectangular, Limit Switch or Pancake Styles
  - Metal Face, Extended Range, Analog and Programmable Types



- Integrated Machine Controllers**



- Joysticks**
- 22.5 mm or 30.5 mm Devices
  - 2- and 4-Position
  - Momentary, Maintained and Latched



- Key Interlock Switches**
- DIN or NEMA Style



- Key Switches**
- 22.5 mm or 30.5 mm Devices




- LEDs**
- BA9 and BA15 Base



- Lighting Contactors**
- Electrically or Mechanically Held
  - Magnetically Latched



- Limit Switches**
- Precision Switches
  - Compact, DIN and NEMA Style
  - Modular and Factory Sealed
  - Heavy Duty, Special Purpose and Hazardous Location



- Manual Motor Controllers**
- Rotary Type to 65A



- Manual Motor Protectors**
- Pushbutton Type to 25A
  - Rotary Type to 65A Enclosures, Global and North American



- Manual Self-Protected Motor Starters**
- UL 508 Type E
  - Rotary Type to 65A

IN STOCK AT:



EATON ~ MOELLER  
CUTLER-HAMMER



### Monitoring Relays

- Current
- Phase
- Voltage



### Motor Protection Relays



### Operator Interface

- 4- to 15-inch TFT Touchscreens and Keypads
- Text and Graphics Panels to Windows®-based Operator Interface with SCADA Software



### Overload Relays

- Bimetallic Type to 630A
- Electronic Type to 1500A



### Photoelectric Sensors

- Miniature, Tubular, Rectangular and Limit Switch Styles
- Background Rejection, Harsh-Duty and High-Performance Sensors



### Power Distribution Blocks

- Open and Enclosed Types
- High SCCR Rated Blocks



### Power Supplies (24V)

- General Purpose to 20A/480W
- High Outrush to 40A/1000W



### Programmable Logic Controllers

- Up to 500 I/O
- Digital and Analog In/Out
- Specialty Modules
- Modbus® TCP, DeviceNet™, PROFIBUS® and Serial Communications



### Programmable Relays

- With or Without Displays
- 12 to 40 Digital and Analog I/O Locally
- Up to 320 Points thru Network
- Ethernet IP, DeviceNet, PROFIBUS, ASi and CANopen Slave Communications



### Pushbuttons and Indicating Lights

- 22.5 mm or 30.5 mm Devices
- General Purpose AC and DC Rated Pushbuttons



### Ratemeters



### Relays

- Ground Fault
- General Purpose
- Machine Tool
- Monitoring and Alternating
- Solid-State
- Timing



### Rocker Switches

- Sealing Options up to IP68
- Numerous Actuator Styling and Lighting Options
- Industry Standard Panel Cut-outs
- Various Circuit Configurations



### Selector Switches

- 22.5 mm or 30.5 mm Devices
- 2-, 3-, and 4-Position
- Rotary Cam 22.5 mm Selector Switches in 4-, 5-, 6-, 7-, and 8-Position



### Sensors

- Inductive Proximity
- Capacitive
- Photoelectric
- Power
- Limit Switches



### Soft Start Controllers

- 2- and 3-Phase Devices to 150 hp
- Internal Bypass Contactor



### Soft Starters

- 3-Phase to 1000 hp
- Built-in Overload and Run Bypass Contactor
- Communications Capabilities




### Stacklights

- Audible Alarm Modules
- Incandescent, LED and Xenon Light Modules



### Starters—IEC

- Bimetallic or Electronic Overloads
- FVNR to 250A (AC3 w/ Bimetallic)
- FVNR to 150A (AC3 w/ Electronic)
- FVR to 65A (AC3)




### Starters—NEMA

- Bimetallic or Electronic Overloads
- FVNR and FVR to Size 8 (900 hp)
- Two Speed to Size 5 (150 hp)



### Temperature Controllers



### Terminal Blocks

- IEC Terminal Blocks
- NEMA Terminal Blocks
- Terminal Strips
- Modular Terminal Blocks



### Timers and Timing Devices

- Non-Programmable
- Programmable



### Toggle Switches

- Sealing Options
- Military Specification Available
- Illumination Design
- Numerous Actuator Styling and Circuit Configurations



### Torque Limiters

- 1- and 3-Phase to 25 hp



### Totalizers

- Mechanical
- Electromechanical
- Electronic




### Vacuum Contactors

- NEMA Rated to 400 hp
- Special Purpose Rated to 1600 hp
- IEC Rated, 580A–2000A, to 1700 hp
- Mining Rated to 1300 hp



### Vehicle Power Management

- Inverts DC to AC Power
- Liquid Cooled
- Fully Submersible and Fully Sealed



### Voltage Sensors

- True rms Output
- Compact DIN body
- 4 to 20 mA Output



### Wobble Sticks

- 22.5 mm Devices



### Zero Pressure Accumulation Sensors

- Designed for Conveyor Use, with Embedded Logic and Communications

KMParts.com



(866)595-9616

**Eaton Corporation**  
 Electrical Sector  
 1111 Superior Ave.  
 Cleveland, OH 44114  
 United States  
 877-ETN-CARE (877-386-2273)  
 Eaton.com

© 2009 Eaton Corporation  
 All Rights Reserved  
 Printed in USA  
 Publication No. SA03300006E / Z9204  
 December 2009



PowerChain Management®



Powering Business Worldwide

PowerChain Management is a registered trademark of Eaton Corporation.

All other trademarks are property of their respective owners.