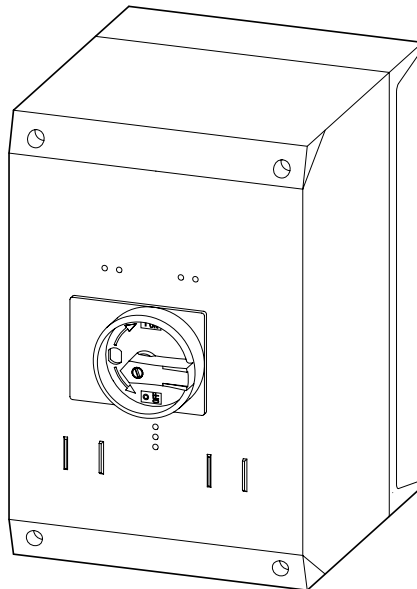
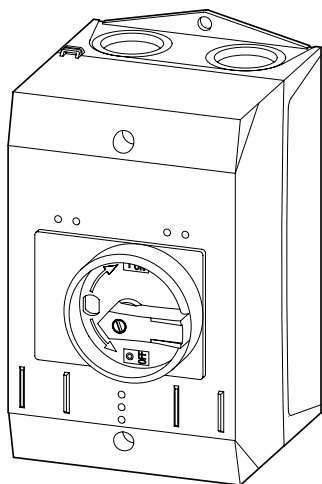



CI-K2-PKZ0-G(-GR)
CI-K2-PKZ0-GV(-GRV)
CI-K4-PKZ4-G(-GR)
CI-K2(OV)PKZ0



 **Lebensgefahr durch elektrischen Strom!**
Nur Elektrofachkräfte und elektrotechnisch unterwiesene Personen dürfen die im Folgenden beschriebenen Arbeiten ausführen.

Electric current! Danger to life!
Only skilled or instructed persons may carry out the following operations.


Tension électrique dangereuse !
Seules les personnes qualifiées et averties doivent exécuter les travaux ci-après.

Tensione elettrica: Pericolo di morte!
Solo persone abilitate e qualificate possono eseguire le operazioni di seguito riportate.

¡Corriente eléctrica! ¡Peligro de muerte!
El trabajo a continuación descrito debe ser realizado por personas cualificadas y advertidas.

Электрический ток! Опасно для жизни!
Только специалисты или проинструктированные лица могут выполнять следующие операции.

触电危险!
只允许专业人员和受过专业培训的人员进行下列工作。

 Verharrt der Schutzschalter nach AUS-Betätigung nicht selbständig in der AUS-Position (Stellung "0"), so darf er nicht abgeschlossen werden.

If after switching into OFF position, the protective switch does not remain of its own accord in the OFF position ("0" position), then it must not be locked off.

Si le disjoncteur, une fois en position OUVERT, ne reste pas de lui-même dans cette position après positionnement de la manette sur ARRET (position "0") il ne doit en aucun cas être verrouillé.

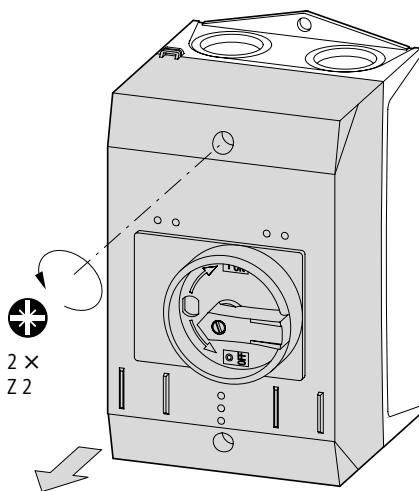
Se dopo la manovra di apertura, l'interruttore protettore non assume autonomamente la posizione di 0 (aperto) deve essere esclusa qualsiasi operazione di lucchettatura.

Si el interruptor protector, una vez en posición ABIERTO, no queda por impulso propio en esta posición después del posicionamiento del mando sobre PARO (posición "0"), no debe poderse enclavar en ningún caso.

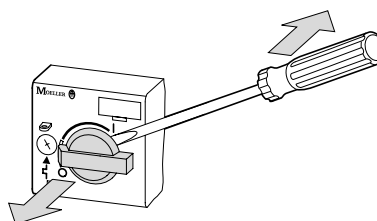
Если после приведения защитного выключателя в положение «откл» он самостоятельно не застывает в позиции «откл» (положение «0»), то его нельзя закрывать на замок.

拨到“停止”位置之后保护开关无法在“停止”位置(位置“0”)定位,则不能将开关锁住。

1a CI-K2...

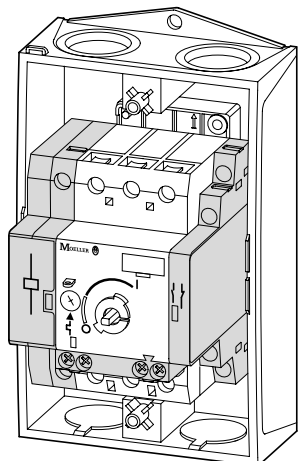


1b PKZM0...



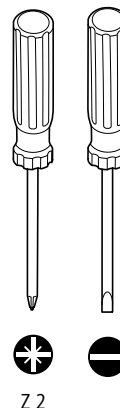
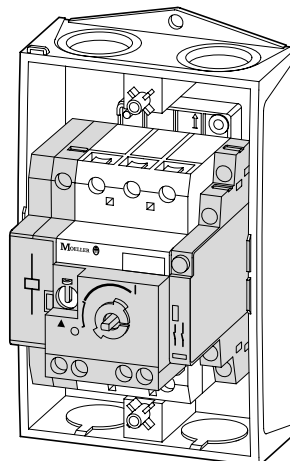
1c CI-K2-PKZ0-G(-GR)

PKZM0-...
(+U-PKZ0)
(+A-PKZ0)
(+NHI...-PKZ0)
(+AGM...-PKZ0)
(+NHI-E...-PKZ0)

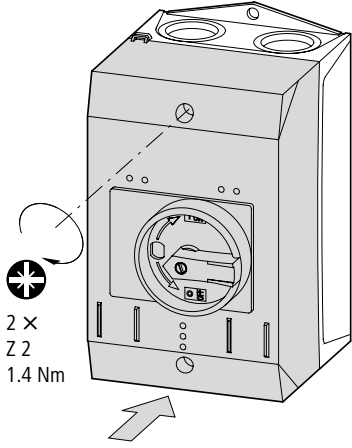


1d CI-K2-PKZ0-GV(C-GRV)

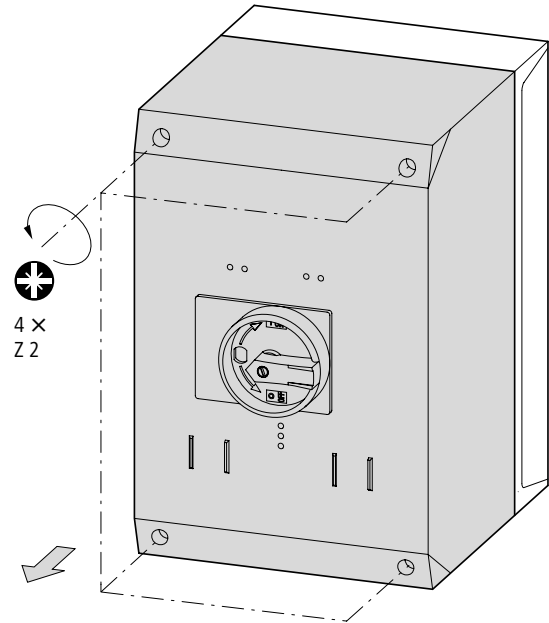
PKZM0-...
(+U-PKZ0)
(+A-PKZ0)
(+NHI...-PKZ0)
(+AGM...-PKZ0)
(+VHI-PKZ0)



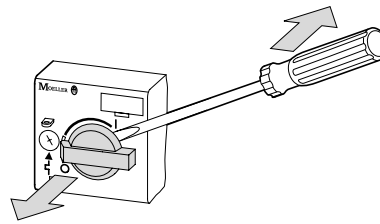
1e CI-K2...



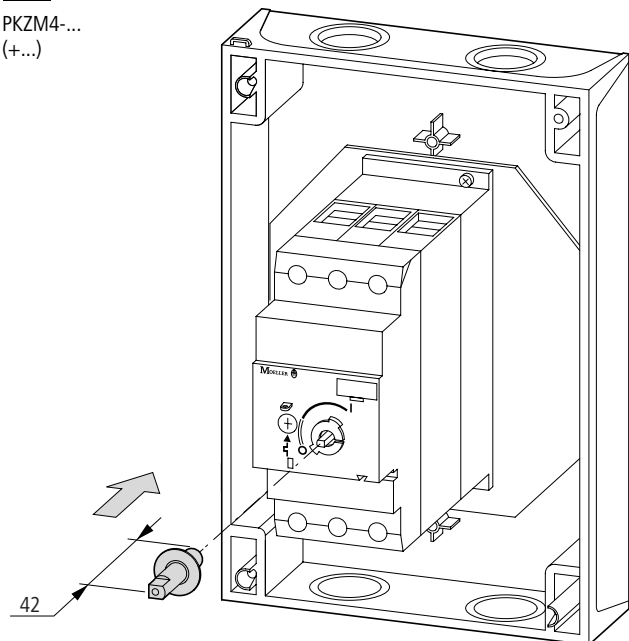
2a CI-K4...



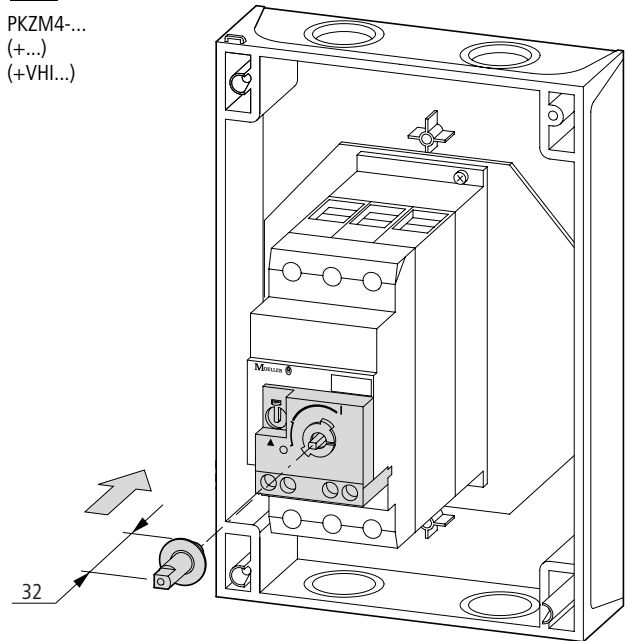
2b PKZM4...



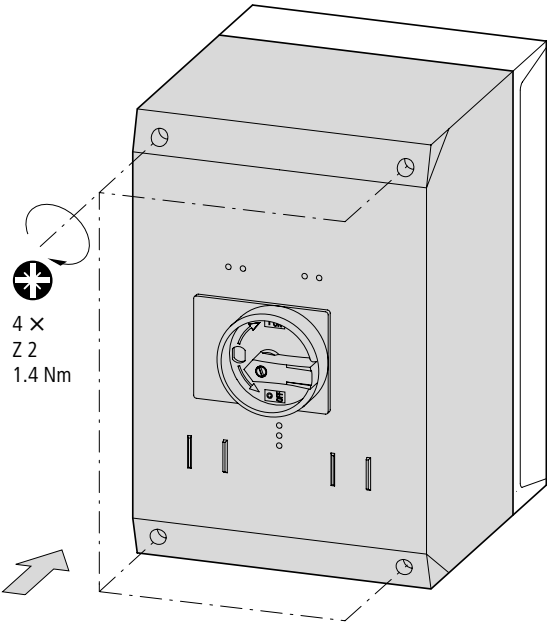
2c CI-K4-PKZ-G(-GR)



2d

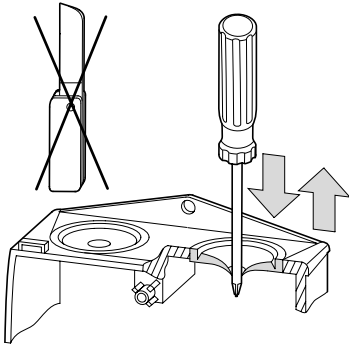


2e CI-K4...

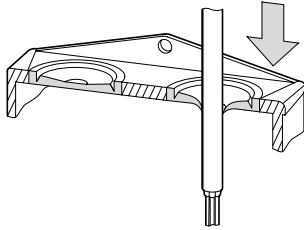


12/00 AWA1210-1844

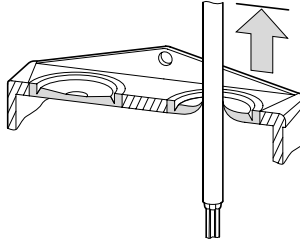
1



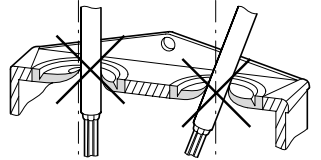
2



3



4

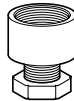
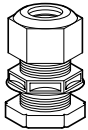


CI-K1
CI-K2

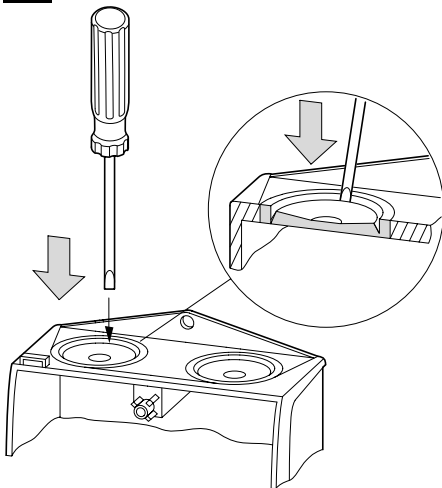
+ V-M20
+ V-M25

+ KT-M20
+ KT-M25

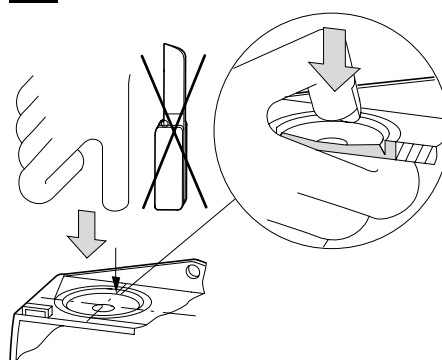
+ ...



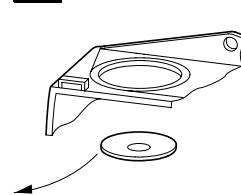
1



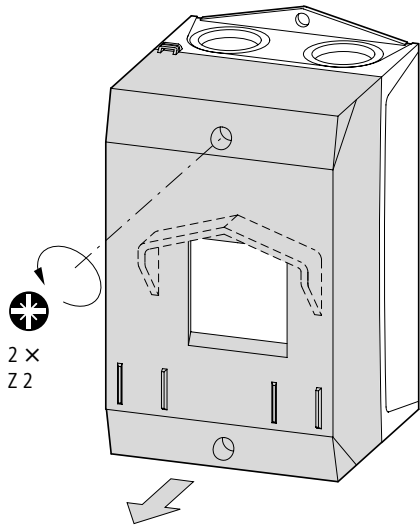
2



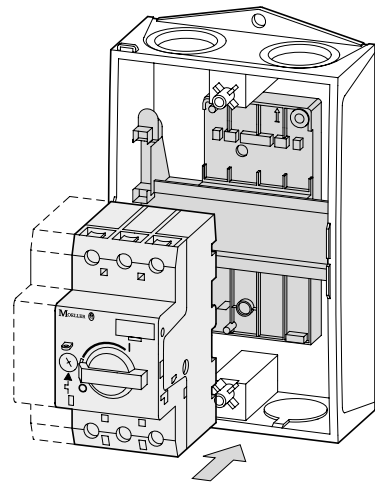
3



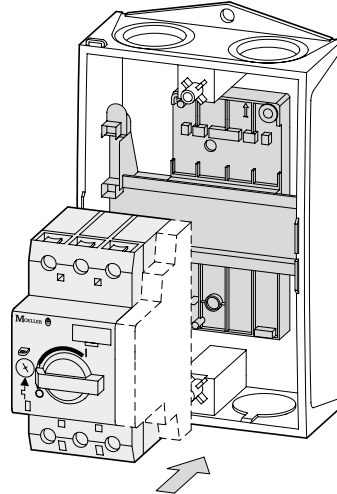
1 CI-K2(OV)-PKZ0



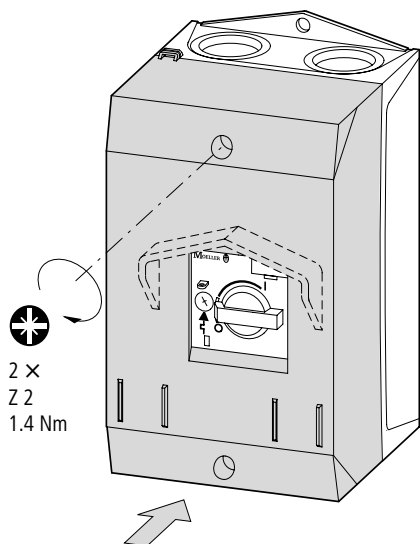
2a
PKZM0-...
(C+U-PKZ0)
(+ A-PKZ0)



2b
PKZM0-...
(+ NHI...-PKZ0)
(+ AGM...-PKZ0)



3



12/00 AWA1210-1844