



## Over current switch, 10A, 2p, S-Char, AC

**Part no.** FAZ-S10/2  
**Article no.** 278810  
**Catalog No.** FAZ-S10/2

Similar to illustration

## Delivery programme

Basic function			Miniature circuit breakers
Number of poles			2 pole
Tripping characteristic			S
Application			Switchgear for industrial and advanced commercial applications
Rated current	$I_n$	A	10
Rated switching capacity acc. to IEC/EN 60947-2		kA	10
Product range			FAZ

## Technical data

### Electrical

Standards			IEC/EN 60947-2 IEC/EN 60898
Rated operational voltage	$U_e$	V	
		V AC	230/400
		V DC	48 (per pole)
Rated switching capacity acc. to IEC/EN 60947-2		kA	10
Operational switching capacity		kA	7.5
Characteristic			B, C, D
Max. back-up fuse		A gL/gG	125
Selectivity Class			3
Lifespan	Operations		> 10000
Direction of incoming supply			as required

### Mechanical

Standard front dimension		mm	45
Enclosure height		mm	80
Terminal protection			Finger and back-of-hand proof to BGV A2
Mounting width per pole		mm	17.5
Mounting			IEC/EN 60715 top-hat rail
Degree of Protection			IP20, IP40 (when fitted)
Terminals top and bottom			Twin-purpose terminals
Terminal capacities		$\text{mm}^2$	
		$\text{mm}^2$	1 x 25
		$\text{mm}^2$	2 x 10
Thickness of busbar material		mm	0.8 ... 2
Mounting position			As required

## Design verification as per IEC/EN 61439

Technical data for design verification			
Rated operational current for specified heat dissipation	$I_n$	A	10
Heat dissipation per pole, current-dependent	$P_{vid}$	W	0
Equipment heat dissipation, current-dependent	$P_{vid}$	W	3.6
Static heat dissipation, non-current-dependent	$P_{vs}$	W	0
Heat dissipation capacity	$P_{diss}$	W	0
Operating ambient temperature min.		°C	-40

**For Sales and Support call [KMParts.com](http://KMParts.com) (866) 595-9616**

Operating ambient temperature max.	°C	75
		linear, per +1 °C, results in a 0.5% reduction of current carrying capacity

## Technical data ETIM 6.0

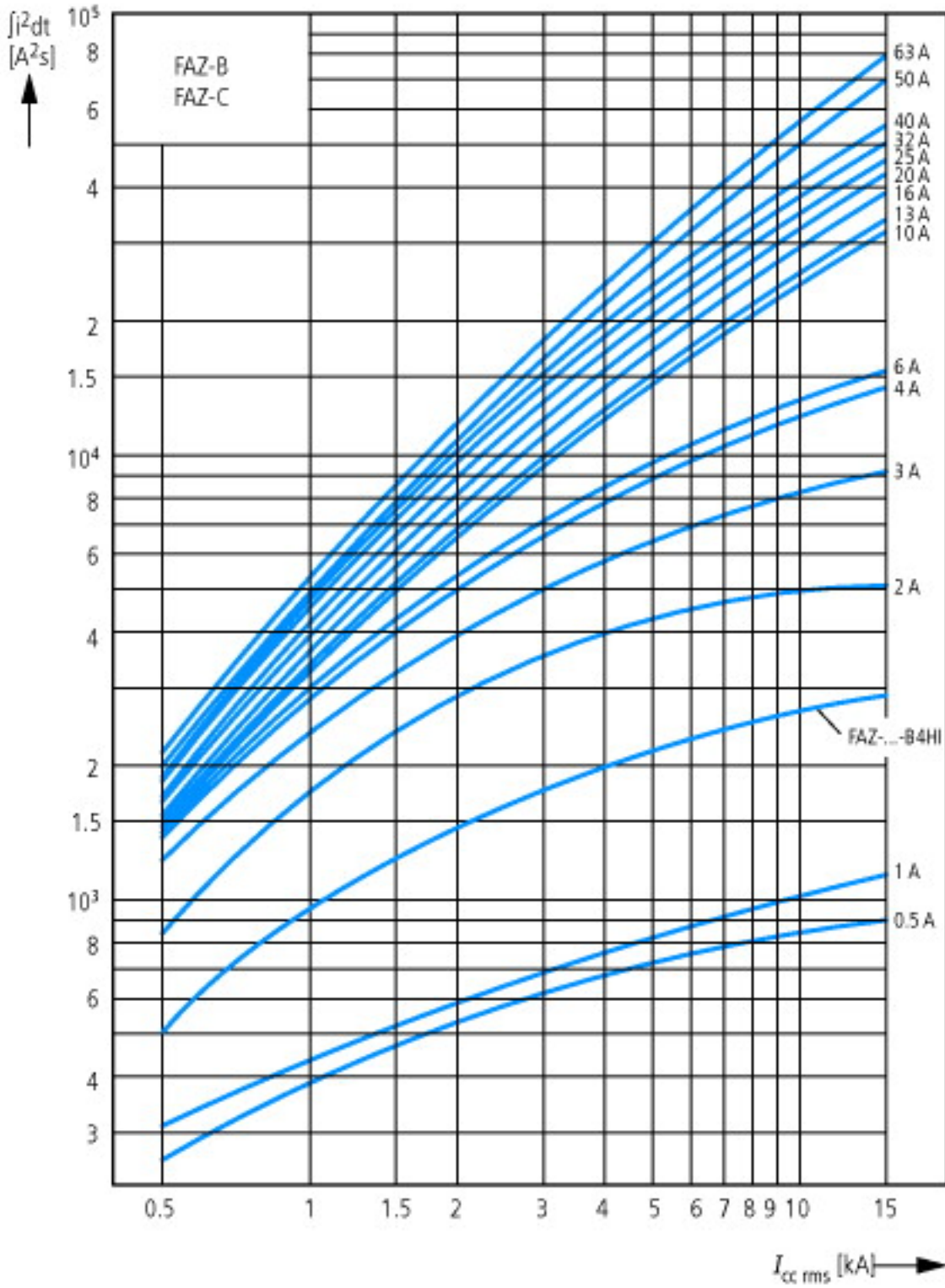
Circuit breakers and fuses (EG000020) / Miniature circuit breaker (MCB) (EC000042)		
Electric engineering, automation, process control engineering / Electrical installation, device / Miniature circuit breaker system (MCB) / Miniature circuit breaker (MCB) (ecI@ss8.1-27-14-19-01 [AAB905011])		
Release characteristic		-
Number of poles (total)		2
Number of protected poles		2
Nominal rated current	A	10
Nominal rated voltage	V	230
Rated short-circuit breaking capacity Icn EN 60898 at 230 V	kA	0
Rated short-circuit breaking capacity Icn EN 60898 at 400 V	kA	0
Rated short-circuit breaking capacity Icu IEC 60947-2 at 230 V	kA	10
Rated short-circuit breaking capacity Icu IEC 60947-2 at 400 V	kA	10
Voltage type		AC
Current limiting class		3
Frequency	Hz	50 - 60
Concurrently switching N-neutral		No
Suitable for flush-mounted installation		No
Over voltage category		3
Pollution degree		2
Width in number of modular spacings		2
Built-in depth	mm	70.5
Additional equipment possible		Yes
Degree of protection (IP)		IP20

## Approvals

Product Standards		IEC/EN 60947-2; IEC/EN 60898; UL 1077; CSA-C22.2 No. 235; CE marking
UL File No.		E177451
UL Category Control No.		QVNU2, QVNU8
CSA File No.		204453
CSA Class No.		3215-30
North America Certification		UL recognized, CSA certified
Conditions of Acceptability		Supplementary Protector only
Suitable for		Branch Circuits; not as BCPD
Current Limiting Circuit-Breaker		No
Max. Voltage Rating		480Y/277 VAC; 96 VDC
Degree of Protection		IEC: IP20; UL/CSA Type: -

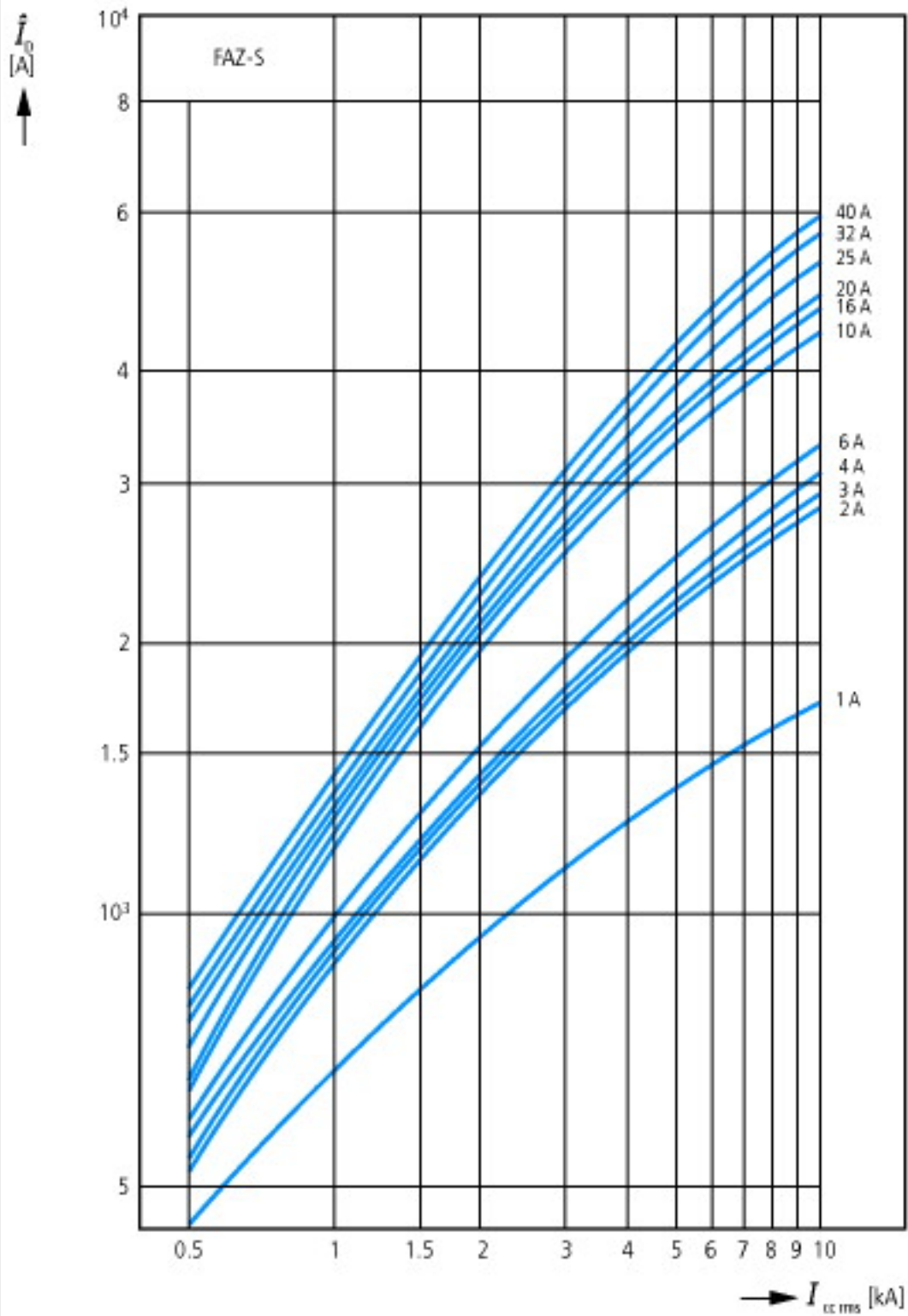
For Sales and Support call [KMParts.com](http://KMParts.com) (866) 595-9616

# Characteristics

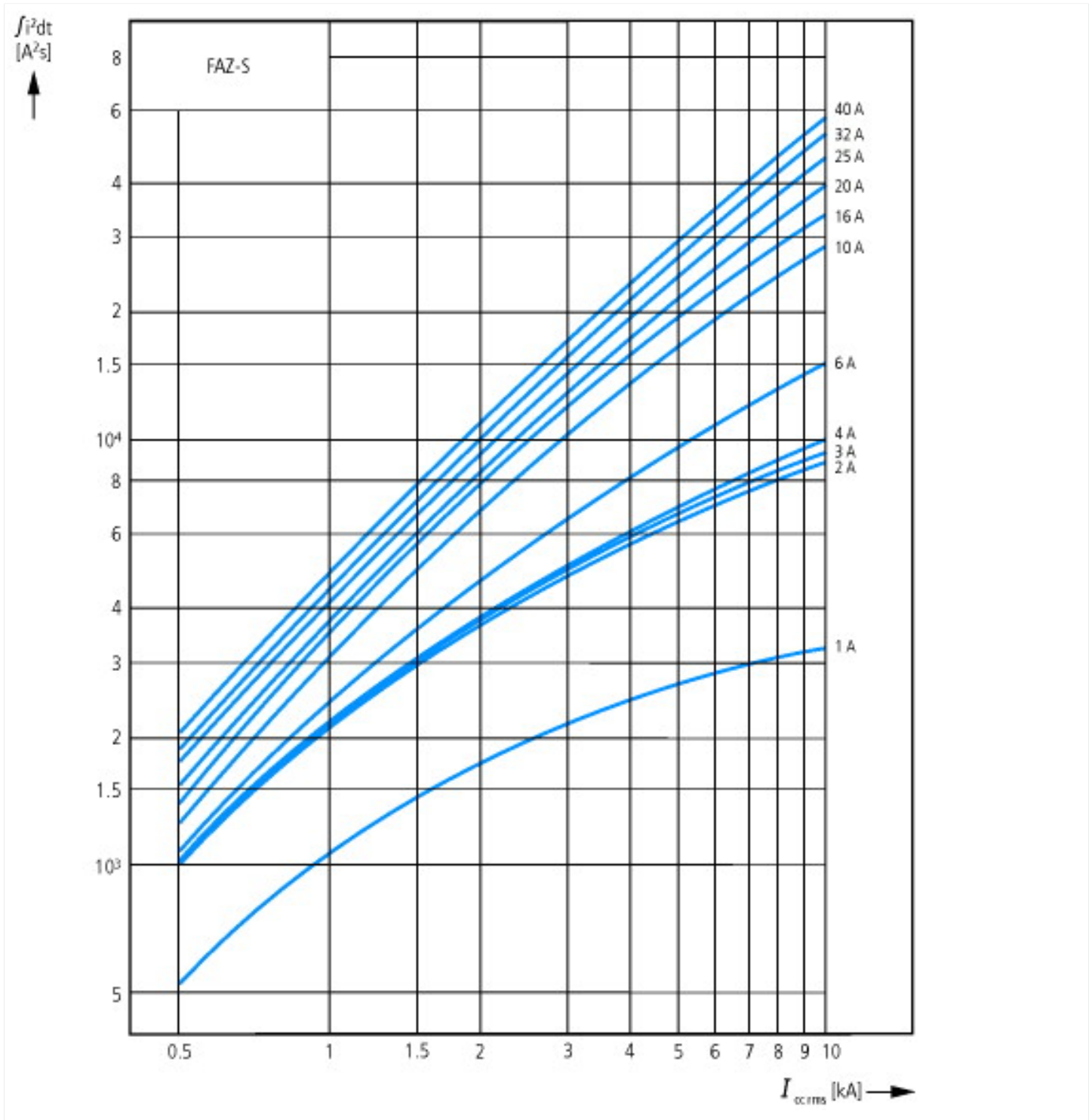


Let-through energy  $i^2t$   
According to IEC/EN 60898

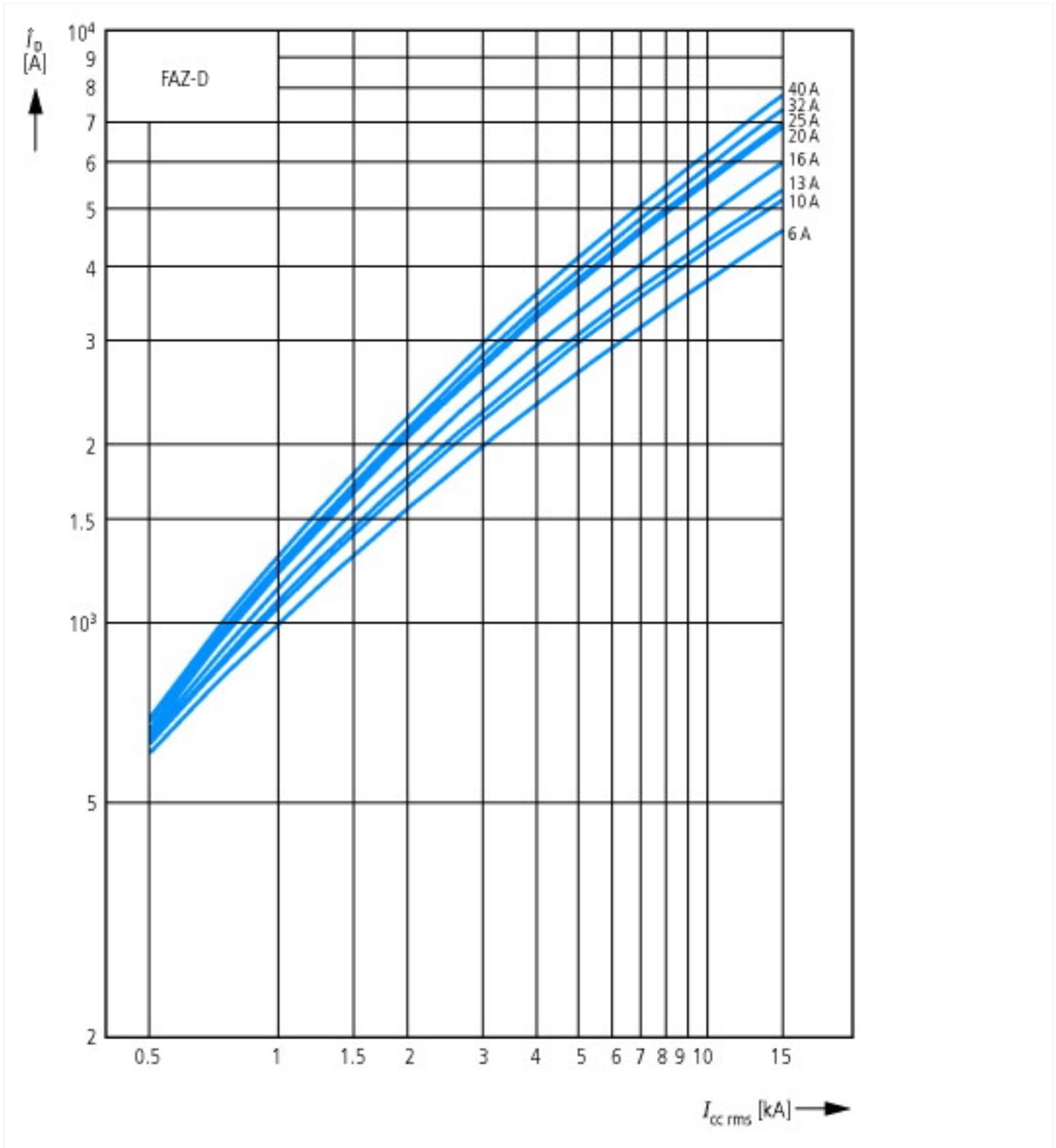
For Sales and Support call [KMParts.com](http://KMParts.com) (866) 595-9616



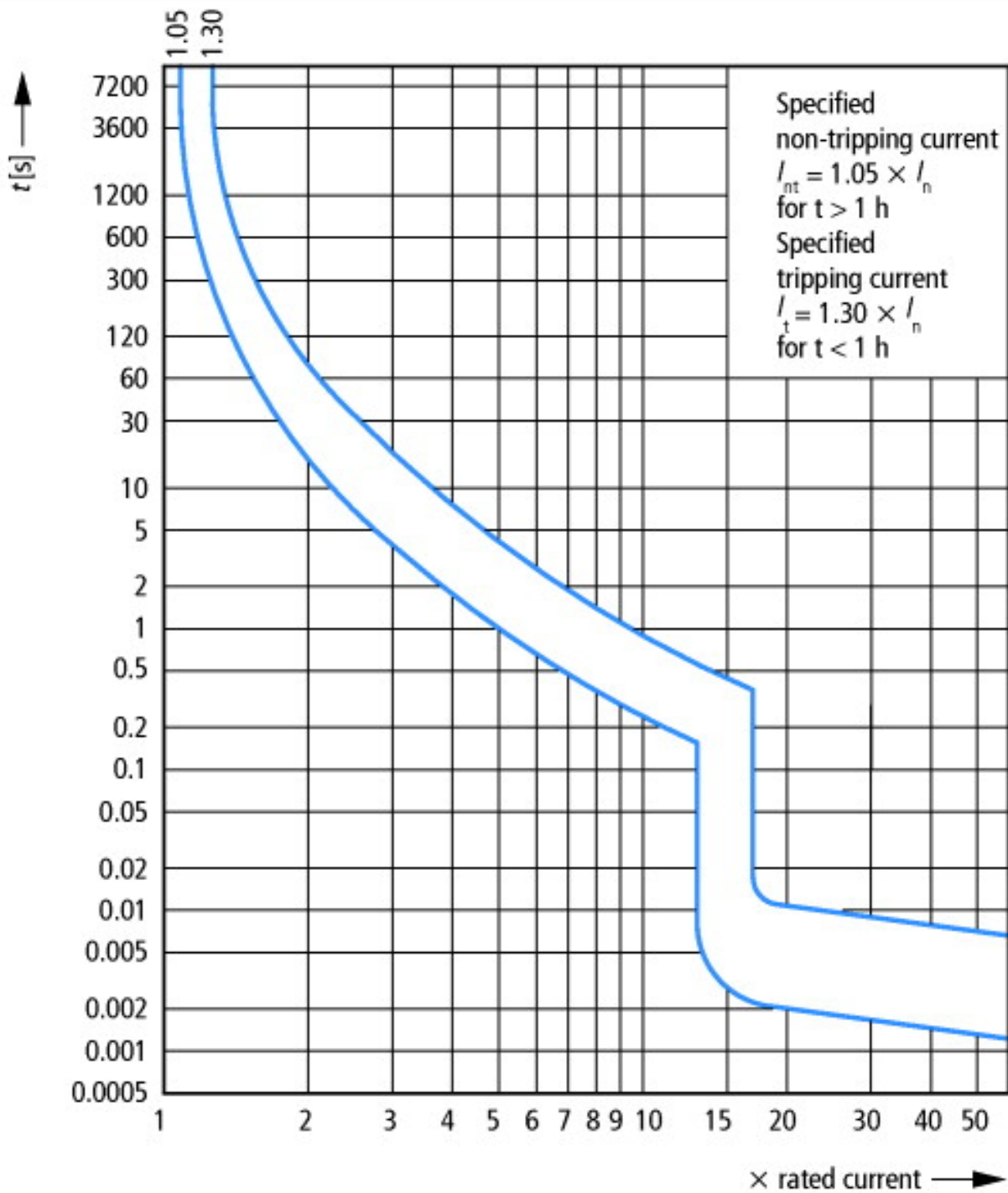
For Sales and Support call [KMParts.com](http://KMParts.com) (866) 595-9616



For Sales and Support call [KMParts.com](http://KMParts.com) (866) 595-9616

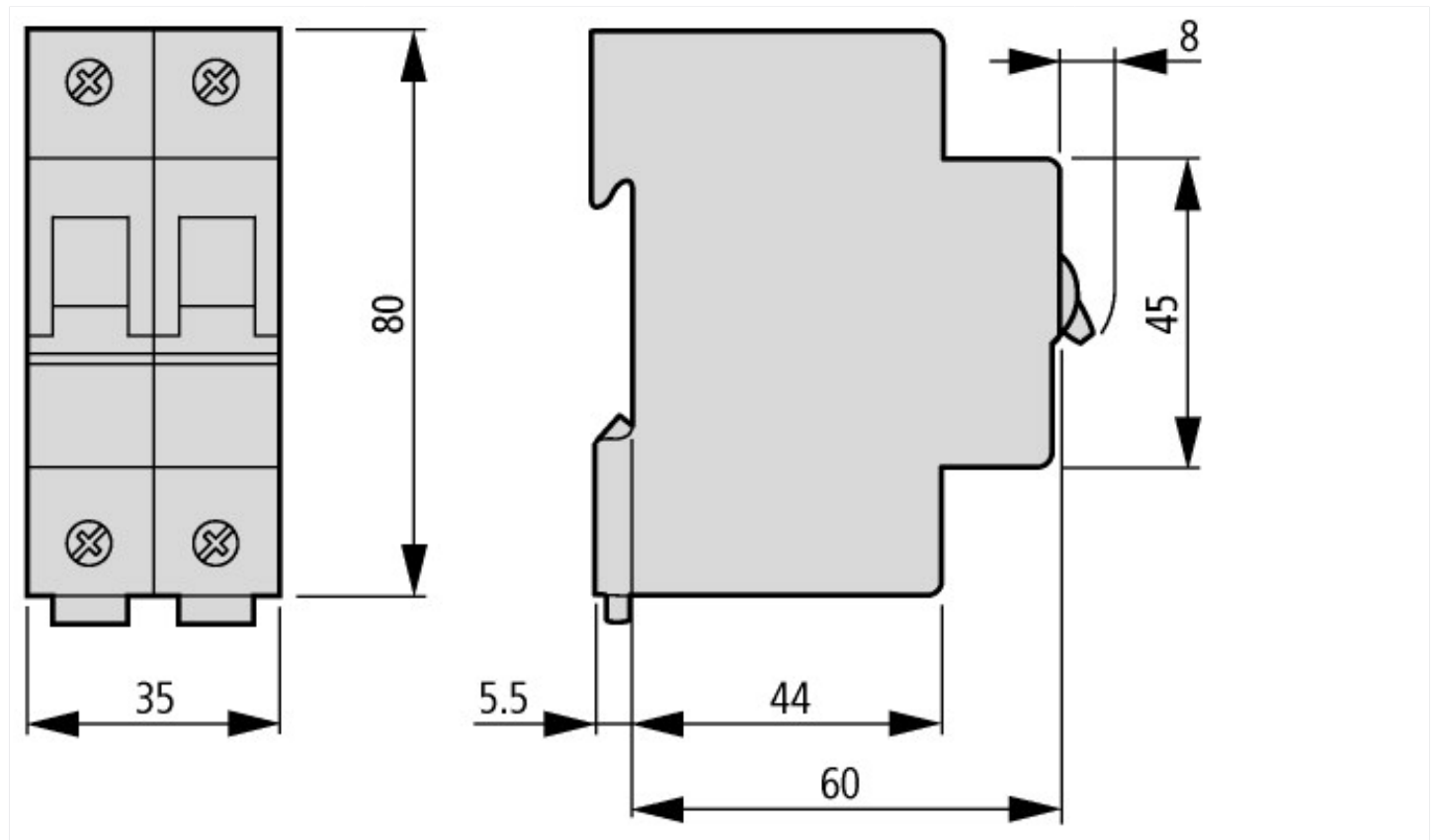


For Sales and Support call [KMParts.com](http://KMParts.com) (866) 595-9616



Tripping characteristic at 30 °C:  
 S according to IEC/EN 60947

## Dimensions



## Additional product information (links)

### AWA1220-1755 Circuit-breaker

AWA1220-1755 Circuit-breaker

[ftp://ftp.moeller.net/DOCUMENTATION/AWA\\_INSTRUCTIONS/17550701.pdf](ftp://ftp.moeller.net/DOCUMENTATION/AWA_INSTRUCTIONS/17550701.pdf)